



TRITON COLLEGE FALL 2024

President's Snapshot

Pathway to Success



ARTS, HUMANITIES, AND SOCIAL SCIENCES



BUSINESS AND INFORMATION TECHNOLOGY



CAREER AND TECHNICAL



CULINARY ARTS AND HOSPITALITY



HEALTH SCIENCES

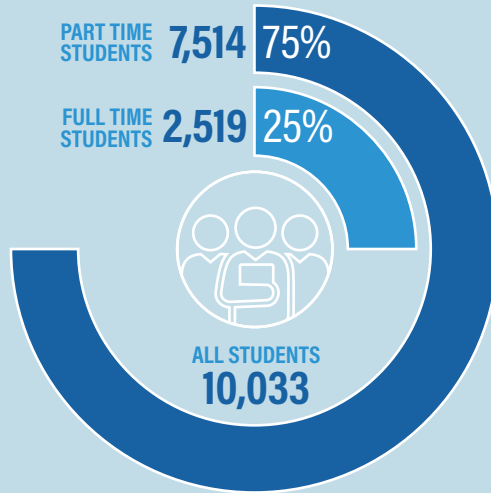


HUMAN AND PUBLIC SERVICES



SCIENCE AND ENGINEERING

Headcount Fall 2023



Race/Ethnicity: Fall 2023 All Students

ASIAN	3%
BLACK OR AFRICAN AMERICAN	12%
HISPANIC/LATINO	43%
WHITE	35%
OTHER/NO RESPONSE	7%



HSI

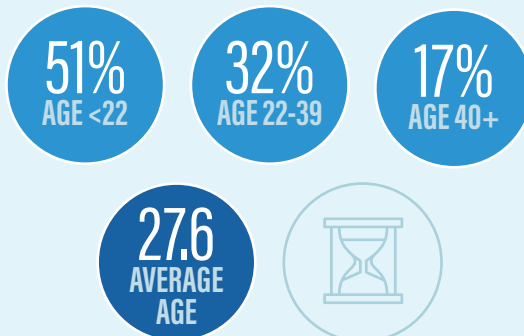
Hispanic Serving Institution

Top District Enrollment by Community

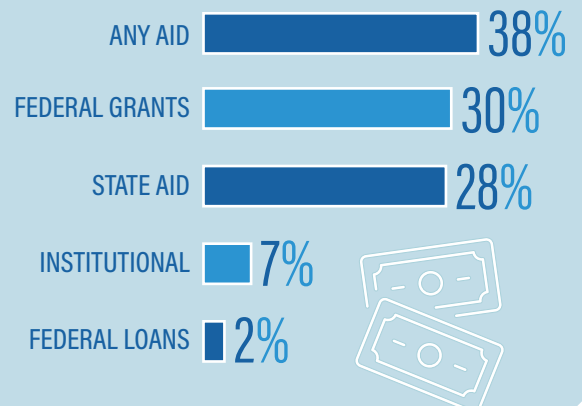


MELROSE PARK	FRANKLIN PARK
OAK PARK	NORRIDGE
ELMWOOD PARK	MAYWOOD

Age (All Students Fall 2023)



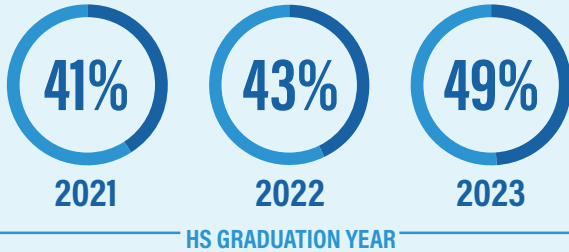
% of Students Receiving Some Form of Financial Aid in 2022-23





Early College Students (Dual Credit, Dual Enrollment, Dual Degree) Enrolled at Triton after High School Graduation

% ENROLLED AT TRITON



HS GRADUATION YEAR

Dual Credit Outcomes 2024



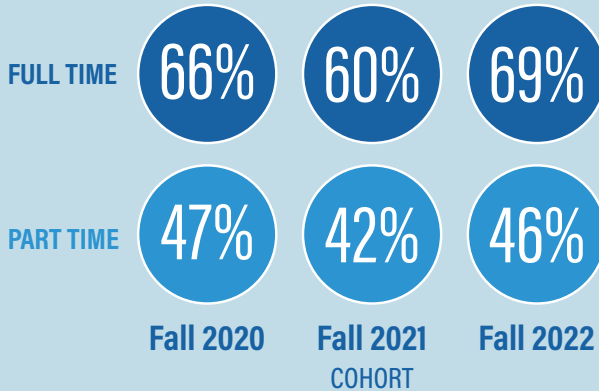
3,357 DUAL CREDIT STUDENTS
ENROLLED IN FISCAL
YEAR 2024



73% INCREASE FROM
FISCAL YEAR 2020



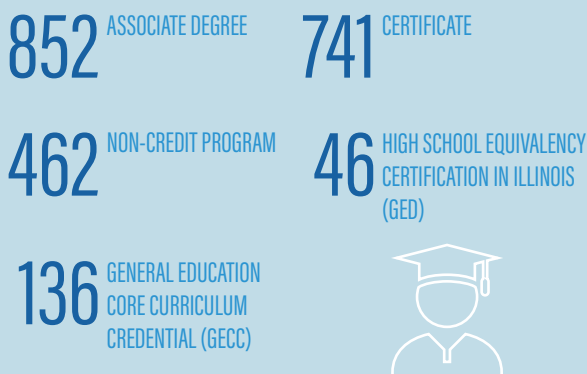
Fall to Fall Retention Rate of First Time Students



Graduation Rate

STUDENT GROUP	COHORT		
	FALL 2018	FALL 2019	FALL 2020
Overall	23%	35%	29%
Black or African American	10%	13%	21%
Hispanic/Latino	24%	33%	26%
White	30%	46%	36%

Completions in FY24



Top Five 4-Year Institutions Triton Students Transferred to in 2023

- UNIVERSITY OF ILLINOIS AT CHICAGO
- ELMHURST UNIVERSITY
- UNIVERSITY OF ILLINOIS AT URBANA-CHAMPAIGN
- DOMINICAN UNIVERSITY
- ILLINOIS STATE UNIVERSITY

