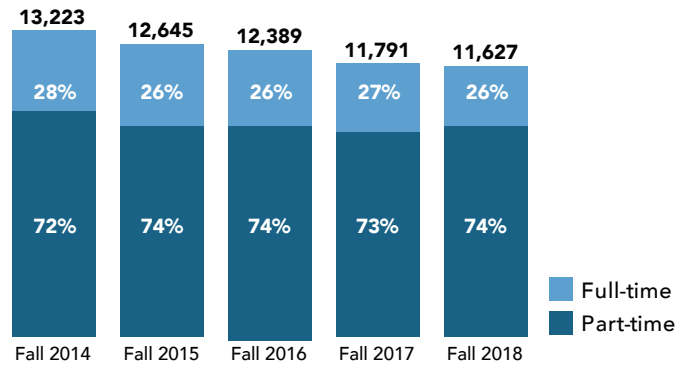
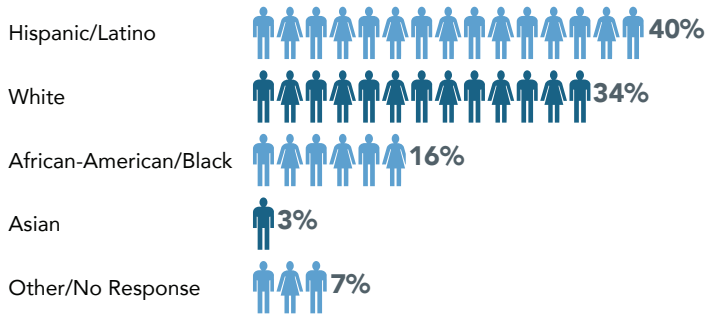


## Headcount Enrollment: All Students

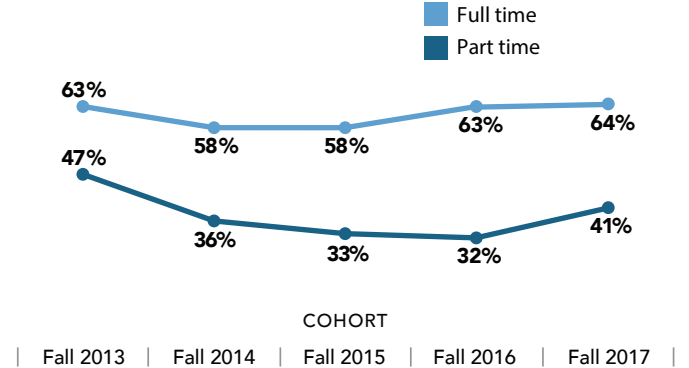


## [DEMOGRAPHICS]

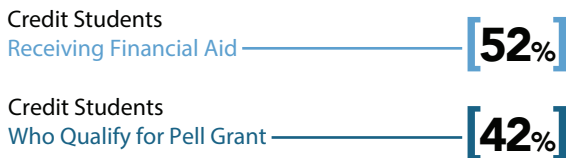
### Race/Ethnicity: Fall 2018 Students



### Fall to Fall retention rate of first time students



### Financial Aid: Fall 2018 Students

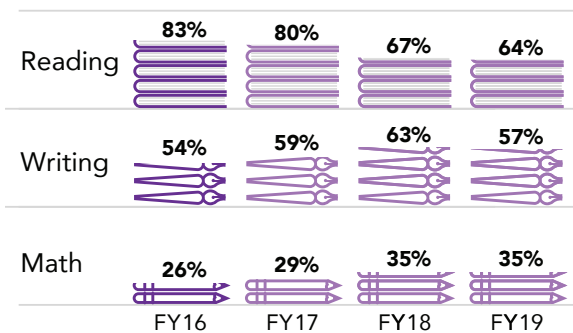


## [STRATEGIC PLAN]

### [1] Increase College Readiness

By 2020, 80% of students entering will be prepared for college-level work. "Prepared for College Level Work" is defined as placing into credit-bearing coursework in at least 2 of the following 3 areas: Reading, Writing, and Math.

### Percentage of New Students College Ready



### Total College Ready

Percentage of New Students Placed in College Ready Level in Two or More Areas (Reading, Writing, and Math)



# [STRATEGIC PLAN]

## [2] Improve College Completion

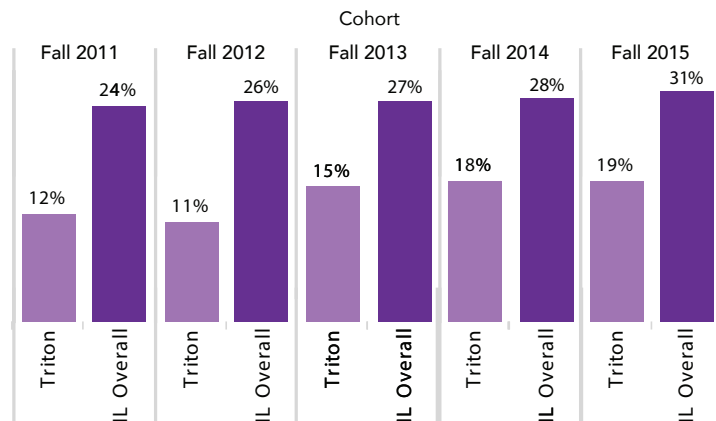
The college will improve college completion by identifying and scaling best practices and restructuring support services with an emphasis on at-risk and low-performing populations and first-year students.

### Number of Completers



Source: IPEDS, Triton ODS Reporting Database

### 3 Year Graduation rate of First Time Full Time students

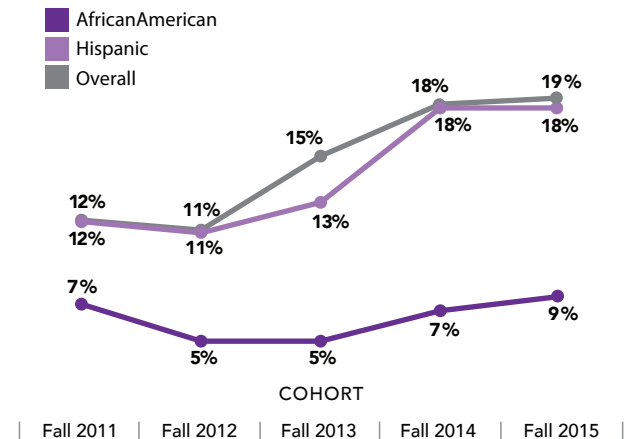


## Course Success Rates

		Fall 2017	Fall 2018
Face-to-Face	Developmental	67%	68%
	Non Developmental	75%	75%
	<b>Total</b>	<b>74%</b>	<b>74%</b>
Online	Developmental	44%	29%
	Non Developmental	57%	57%
	<b>Total</b>	<b>56%</b>	<b>55%</b>
Institutional	<b>Total</b>	<b>72%</b>	<b>72%</b>

Success rate is the percentage of students who received a final grade of [A, B, C, P] in a course compared to the number of students who received a final grade of [A, B, C, D, F, P, W]. That is, the number of successful students over all enrolled students

### Achievement Gap in Graduation Rate



# [STRATEGIC PLAN]

## [3] Close Skill Gaps

Triton College will close skill gaps in the occupational workforce by aligning college programming and curriculum with regional and global workforce needs and by developing educational pathways that include accelerated and competency-based approaches.

3 Year Transfer-out rate of First Time Full Time Students **[21%]**